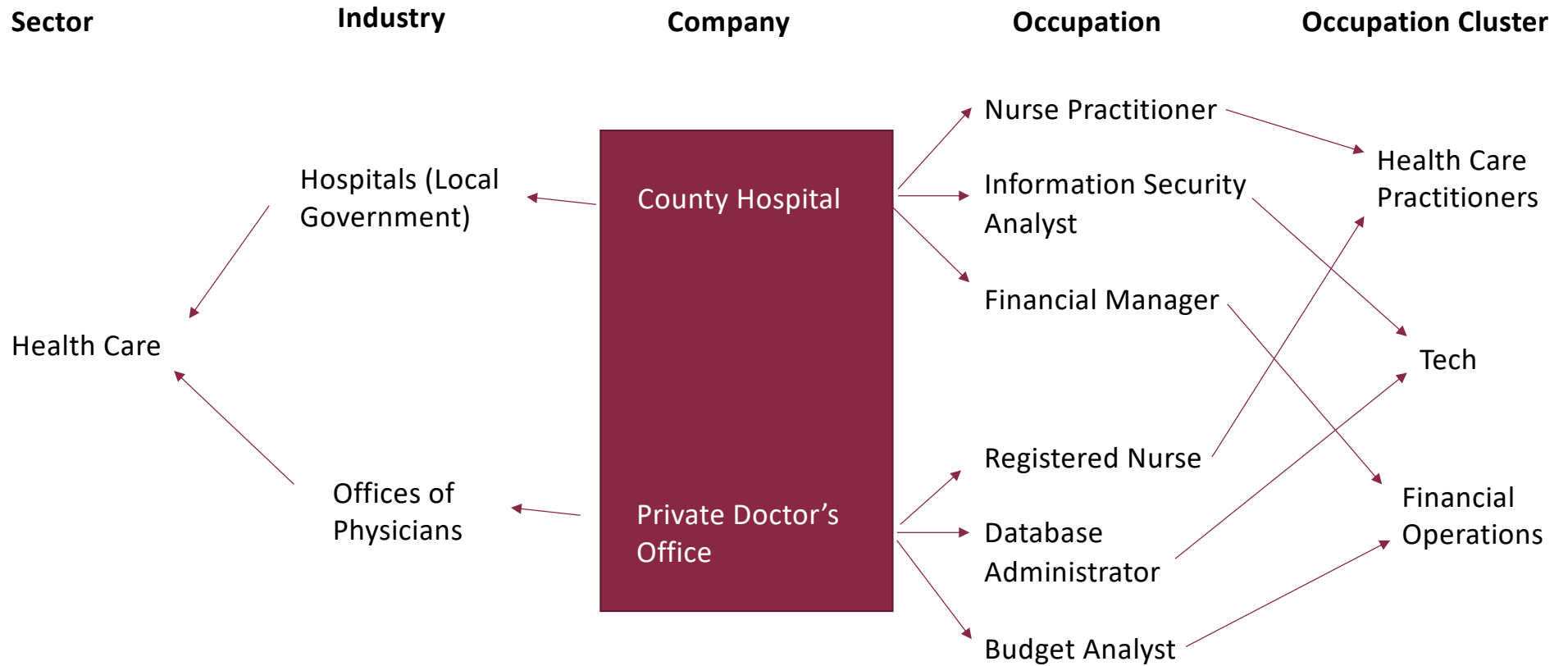



Framework for Job Seekers

Prepared by SDWP Research & Evaluation



Who might I want to do it for?

What might I want to do?

Definitions

- **Industry:** A business type at the most granular specificity (6-digit NAICS)
- **Sector:** A cluster of similar industries
- **Priority Job:** Self-sufficient entry-level wage, high growth and annual openings projected
- **Priority Sector:** A sector with high and growing numbers of in-demand jobs

What are the most urgent living-wage employment needs in San Diego County?

Priority Occupations

- Median (63) or more annual openings
- Above average projected growth (6%)
- 10th percentile above self-sufficient wage (\$15.99)
- Varying levels of education and training

Job seekers need to know...



What they might want to do



What jobs are in-demand



Which of those jobs fit their skills & needs



Where to find these jobs

Job seekers need to know...



What they might want to do



What jobs are in-demand



Which of those jobs fit their skills & needs



Where to find these jobs

Welcome to Career Coach

Discover San Diego and Imperial County-based career paths that match your interests.

Take Career Assessment

Take a Career Assessment to learn about yourself and Career Coach will give you career suggestions based on your interests.

[Take the Assessment](#)

Browse Careers

Browse or search for careers and we will give you relevant data on wages, employment, and the training you need.



Or [Browse all Careers](#)

Browse Programs

Browse or search for the available programs that lead to the career you want.



Or [Browse all Programs](#)



Are You a Veteran?

Find civilian careers related to your military occupation.

[Get Started with Military Search](#)



Build Your Résumé

Our easy-to-use résumé builder will help you create a professional résumé.

[Sign Up and Build Your Résumé](#)

Job seekers need to know...



What they might want to do



What jobs are in-demand



Which of those jobs fit their skills & needs



Where to find these jobs

Job seekers need to know...

What jobs are in demand (SD)

Priority Jobs – the
most urgent
employment needs
in our economy

- Median (63) or more annual openings
- Above average projected growth
- 10th percentile above self-sufficient wage
- Varying levels of education and training

Foundational Jobs –
good for younger or
less educated
workers to gain
fundamental
workplace skill
development.

- 30 or more annual openings
- Meet personal wage requirements
- Educational attainment of high school or less

Priority Jobs by Typical Entry-Level Education and 10th Percentile Wages

No formal educational credential

Plasterers and Stucco Masons \$17.70

High school diploma or equivalent

Information and Record Clerks, All Other	\$16.16	Insurance Sales Agents	\$17.39
First-Line Supervisors of Protective Service Workers, All Other	\$16.27	Structural Iron and Steel Workers	\$17.93
Court, Municipal, and License Clerks	\$16.71	Police, Fire, and Ambulance Dispatchers	\$19.69
Transportation Security Screeners*	\$17.03	Electrical Power-Line Installers and Repairers	\$25.40

Priority Jobs by Typical Entry-Level Education and 10th Percentile Wages

Postsecondary nondegree award			
Computer User Support Specialist*	\$18.17	Surgical Technologists	\$20.09
Licensed Practical and Licensed Vocational Nurses	\$19.36		
Associate degree			
Clinical Laboratory Technologists and Technicians	\$16.28	Radiologic Technologists	\$21.56
Physical Therapist Assistants	\$19.12	Industrial Engineering Technicians*	\$22.47
Paralegals and Legal Assistants	\$19.73	Dental Hygienists	\$34.16
Aerospace Engineering and Operations Technicians	\$21.17		

Priority Jobs by Typical Entry-Level Education and 10th Percentile Wages

Bachelor's Degree			
Child, Family, and School Social Workers	\$16.05	Software Developers, Applications	\$26.66
Fundraisers	\$16.81	Biomedical Engineers*	\$27.53
Chemists	\$19.09	Mechanical Engineers	\$27.81
Cost Estimators	\$19.59	Database Administrators*	\$27.86
Elementary School Teachers, Except Special Education*	\$21.99	Budget Analysts*	\$27.93
Middle School Teachers, Except Special and Career/Technical Education*	\$22.26	Engineers, All Other*	\$28.90
Secondary School Teachers, Except Special and Career/Technical Education*	\$22.53	Industrial Engineers	\$30.46
Operations Research Analysts	\$23.03	Information Security Analysts	\$30.85
Special Education Teachers, Secondary School*	\$23.21	Registered Nurses	\$31.18
Biological Scientists, All Other	\$23.63	Electrical Engineers	\$31.18
Probation Officers and Correctional Treatment Specialists*	\$24.39	Aerospace Engineers	\$31.30
Civil Engineers	\$24.64	Software Developers, Systems Software*	\$32.06
General and Operations Managers*	\$24.74	Financial Managers	\$33.09
Special Education Teachers, Kindergarten and Elementary School*	\$25.19	Architectural and Engineering Managers	\$44.76
Management Analysts	\$25.70	Natural Sciences Managers	\$48.50
Medical and Health Services Managers	\$25.92		

Priority Jobs by Typical Entry-Level Education and 10th Percentile Wages

Master's degree

Marriage and Family Therapists	\$17.16	Physician Assistants	\$29.82
Healthcare Social Workers	\$17.47	Occupational Therapists	\$31.44
Educational, Guidance, School, and Vocational Counselors	\$18.60	Statisticians	\$32.20
Instructional Coordinators*	\$22.00	Education Administrators, Elementary & Secondary School	\$34.09
Librarians	\$22.24	Computer and Information Research Scientists	\$34.61
Speech-Language Pathologists	\$28.60	Nurse Practitioners	\$40.33
Education Administrators, Postsecondary	\$29.14		

Doctoral or professional degree

Postsecondary Teachers*	\$18.88	Physical Therapists	\$31.19
Clinical, Counseling, and School Psychologists	\$24.04	Family & General Practitioners	\$35.42
Biochemists and Biophysicists	\$28.92	Dentists, General	\$37.96
Veterinarians*	\$29.52	Physicians & Surgeons, All Other	\$54.43
Medical Scientists, Except Epidemiologists	\$30.66		

Job seekers need to know...



What they might want to do



What jobs are in-demand



Which of those jobs fit their skills & needs



Where to find these jobs

Job seekers need to know...

Which of
those jobs fit
their skills
and needs



Educational
attainment



Work history



Job quality
requirements



Wage requirements

Job seekers need to know...



What they might want to do



What jobs are in-demand



Which of those jobs fit their skills & needs

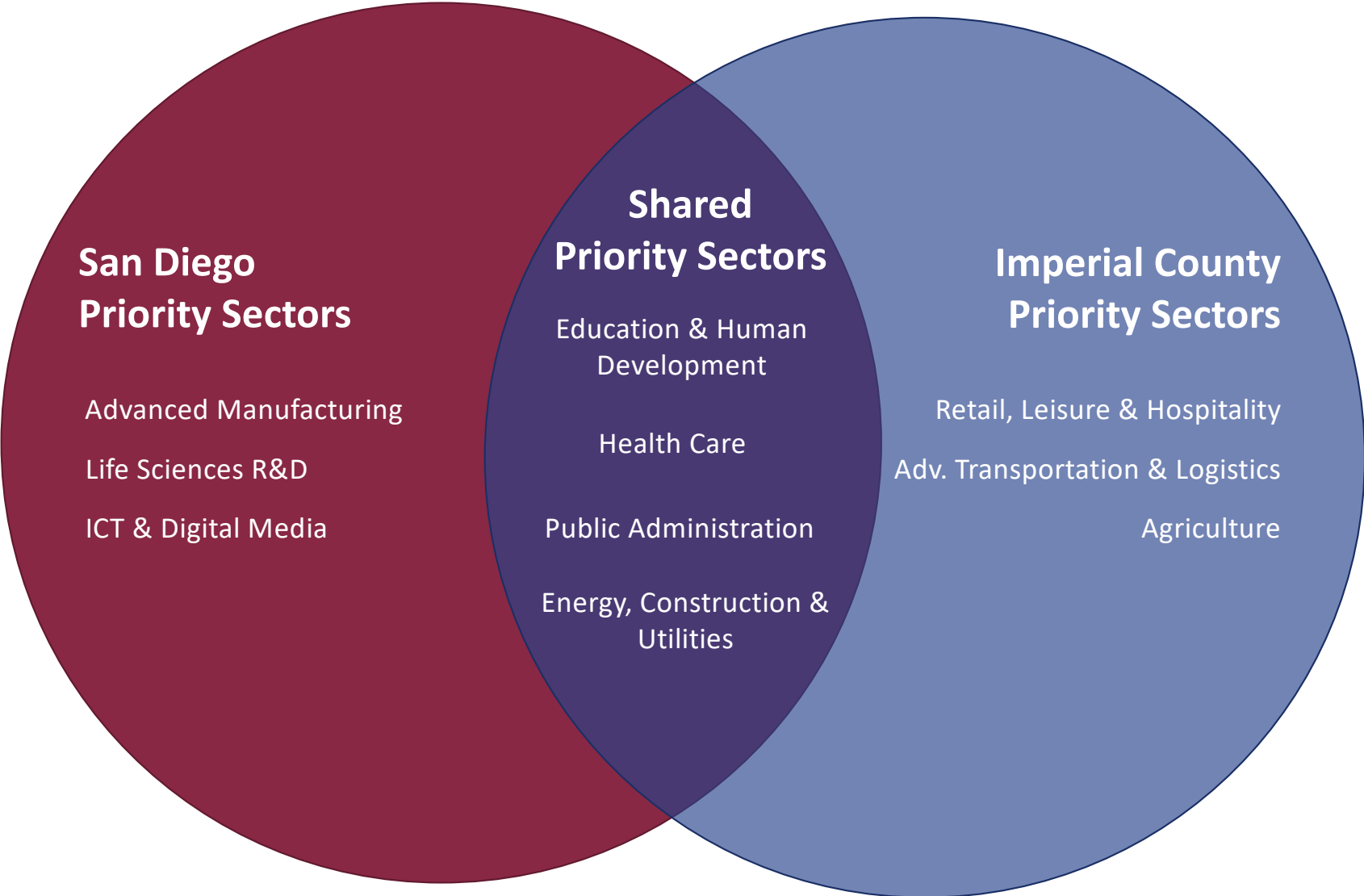


Where to find these jobs

Which types
of businesses
employ
people in
these
occupations?

Priority Sectors

- Sectors with high numbers and projected growth of priority jobs



**San Diego
Priority Sectors**

Advanced Manufacturing
Life Sciences R&D
ICT & Digital Media

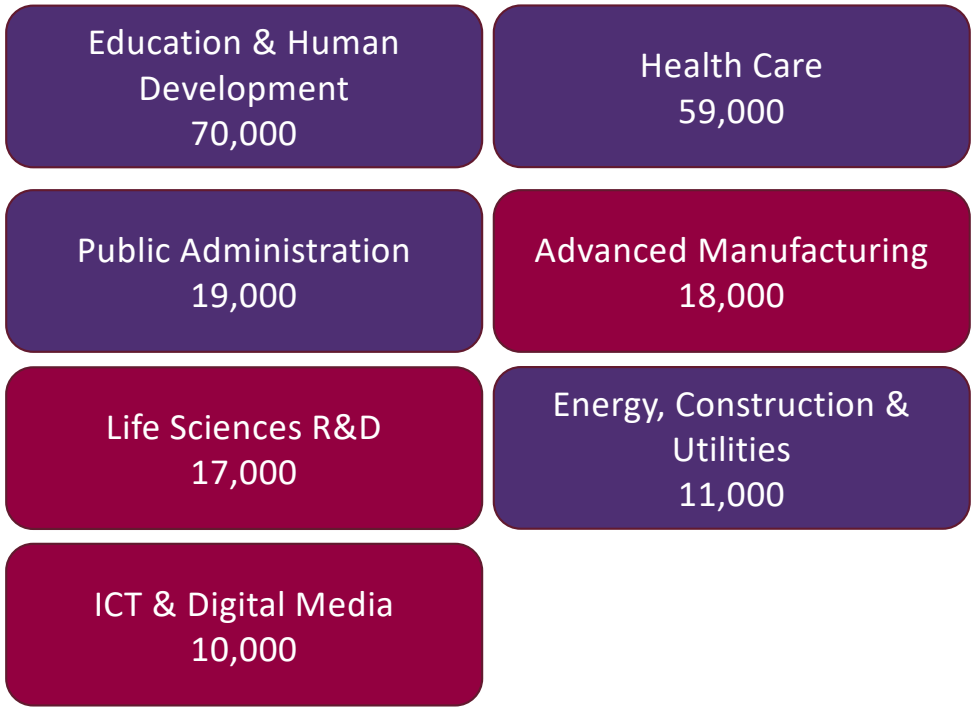
**Shared
Priority Sectors**

Education & Human
Development
Health Care
Public Administration
Energy, Construction &
Utilities

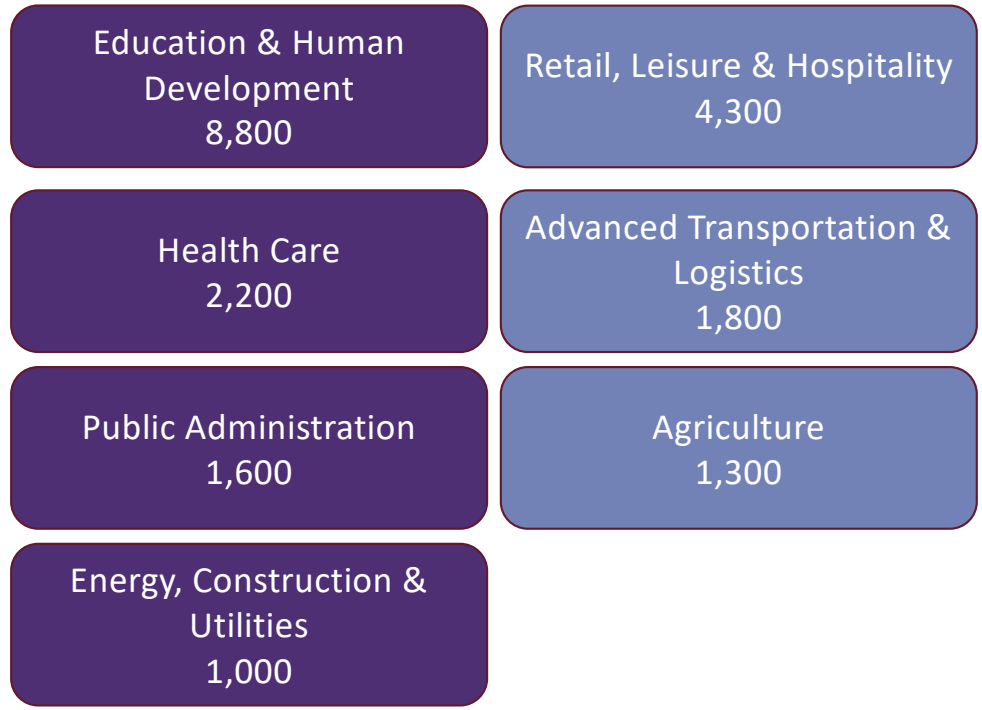
**Imperial County
Priority Sectors**

Retail, Leisure & Hospitality
Adv. Transportation & Logistics
Agriculture

San Diego County Priority Sectors



Imperial County Priority Sectors



Number of Priority Jobs projected in 2022

Priority Sector Alignment Workforce & Community Colleges, SD

Workforce Priority Sectors	CC Emerging & Priority Sectors
Education & Human Development	
Health Care	Health Care
Public Administration	
Advanced Manufacturing	Advanced Manufacturing
Life Sciences R&D	Life Sciences & Biotechnology
Energy, Construction & Utilities	Energy, Construction & Utilities
ICT & Digital Media	ICT & Digital Media
	Business & Entrepreneurship (aligned with all)
	Advanced Transportation & Logistics (aligned with all)
	Global Trade (aligned with all)
	Agriculture, Water & Environmental Technologies

Priority Sector Alignment Workforce & Community Colleges, Imperial

Workforce Priority Sectors	CC Emerging & Priority Sectors
Education & Human Development	
Retail, Leisure & Hospitality	
Health Care	Health Care
Advanced Transportation & Logistics	Advanced Transportation & Logistics
Public Administration	
Agriculture	Agriculture, Water & Environmental Technologies
Energy, Construction & Utilities	Energy, Construction & Utilities
	Business & Entrepreneurship (aligned with all)
	Global Trade (aligned with all)
	Life Sciences & Biotechnology
	ICT & Digital Media
	Advanced Manufacturing

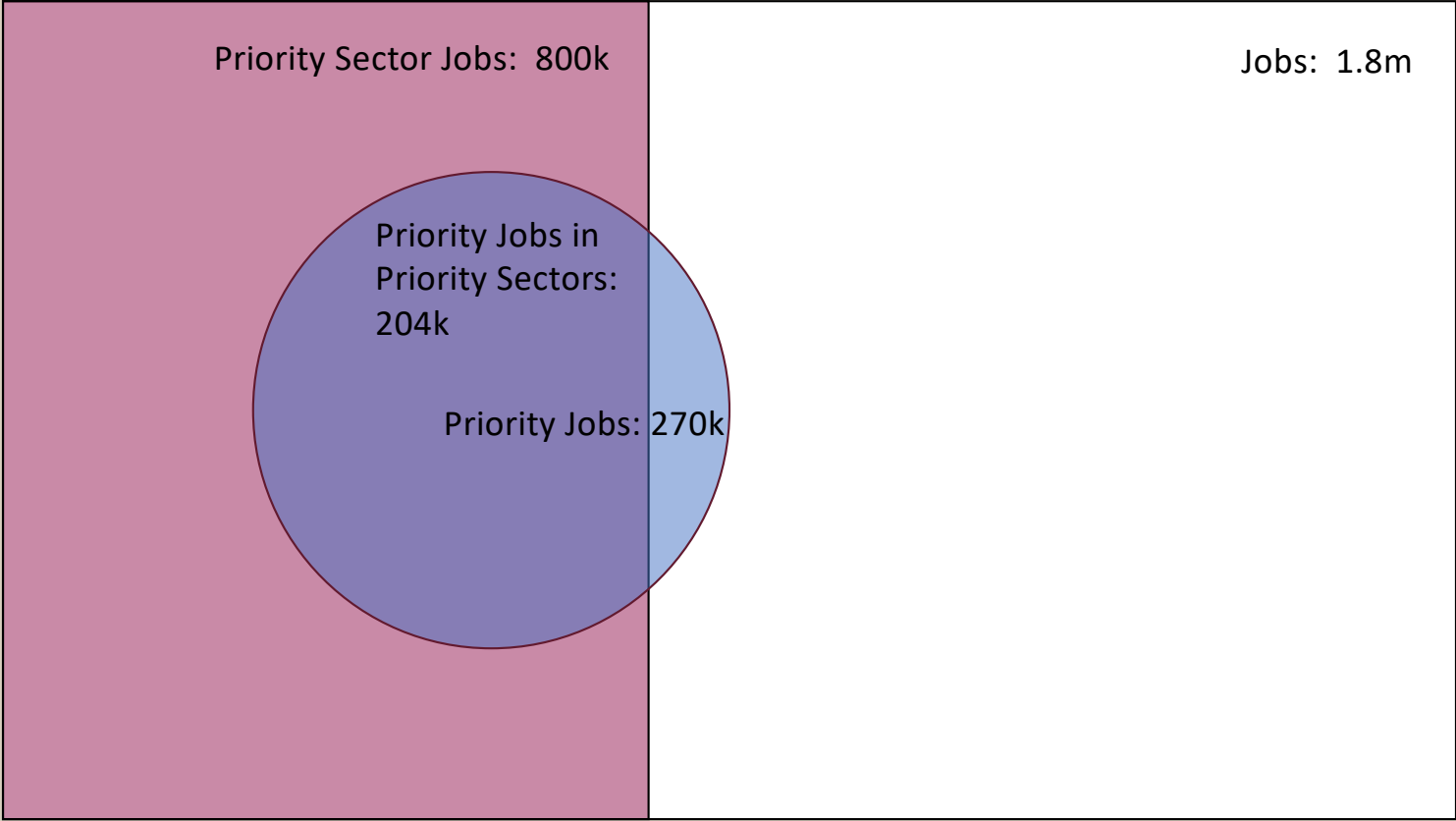
San Diego Population: 3.5m

Priority Sector Jobs: 800k

Jobs: 1.8m

Priority Jobs in
Priority Sectors:
204k

Priority Jobs: 270k

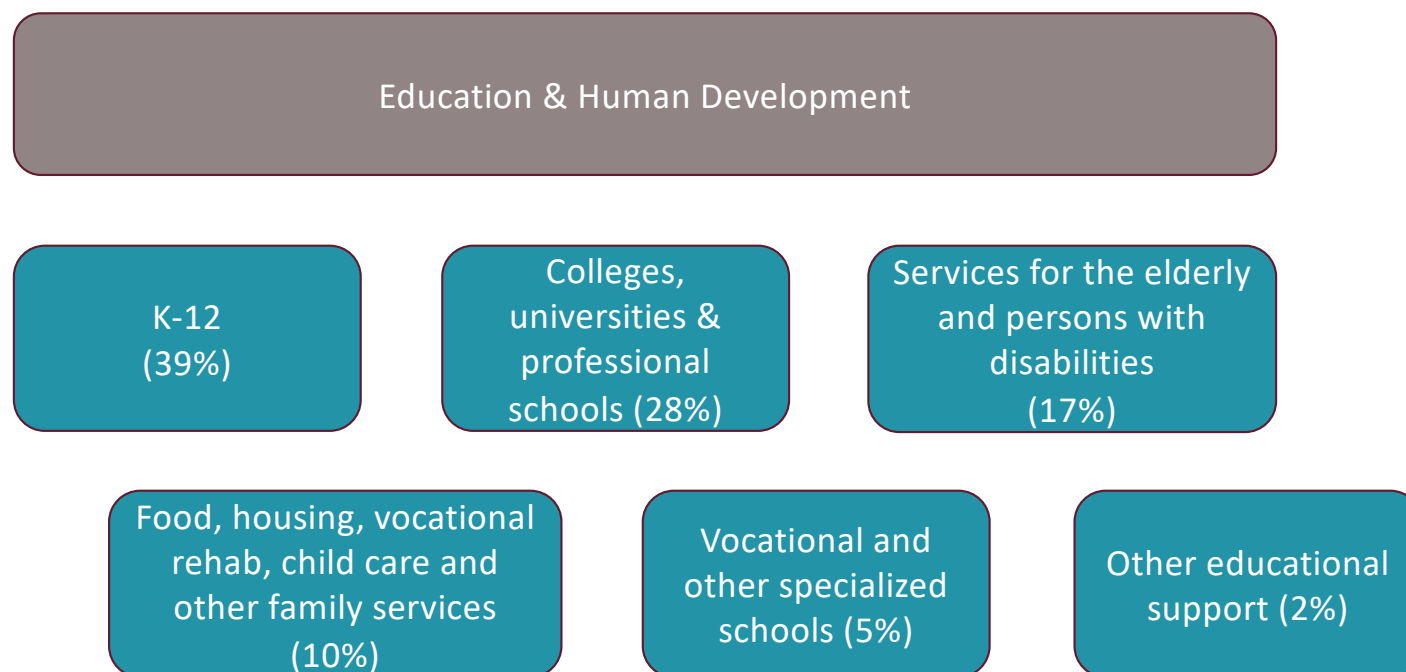


Education & Human Development

- 218,000 total jobs
- 70,000 priority jobs (32%)
- 60 priority occupations represented

	Top Priority Occupations
High school or less	Information and Record Clerks, All Other
	Police, Fire, and Ambulance Dispatchers
	First-Line Supervisors of Protective Service Workers, All Other
>HS, <4-yr	Computer User Support Specialists
	Licensed Practical and Licensed Vocational Nurses
	Clinical Laboratory Technologists and Technicians
4-yr+	Postsecondary Teachers
	Elementary School Teachers, Except Special Education
	Secondary School Teachers, Except Special and Career/Technical Education
	Middle School Teachers, Except Special and Career/Technical Education
	Educational, Guidance, School, and Vocational Counselors

Education & Human Development Sub-Sectors



Percent of 2022 total industry employment


Health Care

- 171,000 total jobs
- 59,000 priority jobs (35%)
- 46 priority occupations represented

	Top Priority Occupations
High school or less	Information and Record Clerks, All Other
	Police, Fire, and Ambulance Dispatchers
	First-Line Supervisors of Protective Service Workers, All Other
>HS, <4-yr	Licensed Practical and Licensed Vocational Nurses
	Clinical Laboratory Technologists and Technicians
	Dental Hygienists
	Radiologic Technologists
	Surgical Technologists
4-yr+	Registered Nurses
	Physicians and Surgeons, All Other
	Medical and Health Services Managers
	Dentists, General
	Physical Therapists

2022 projections

Health Care Sub-Sectors



Percent of 2022 total industry employment

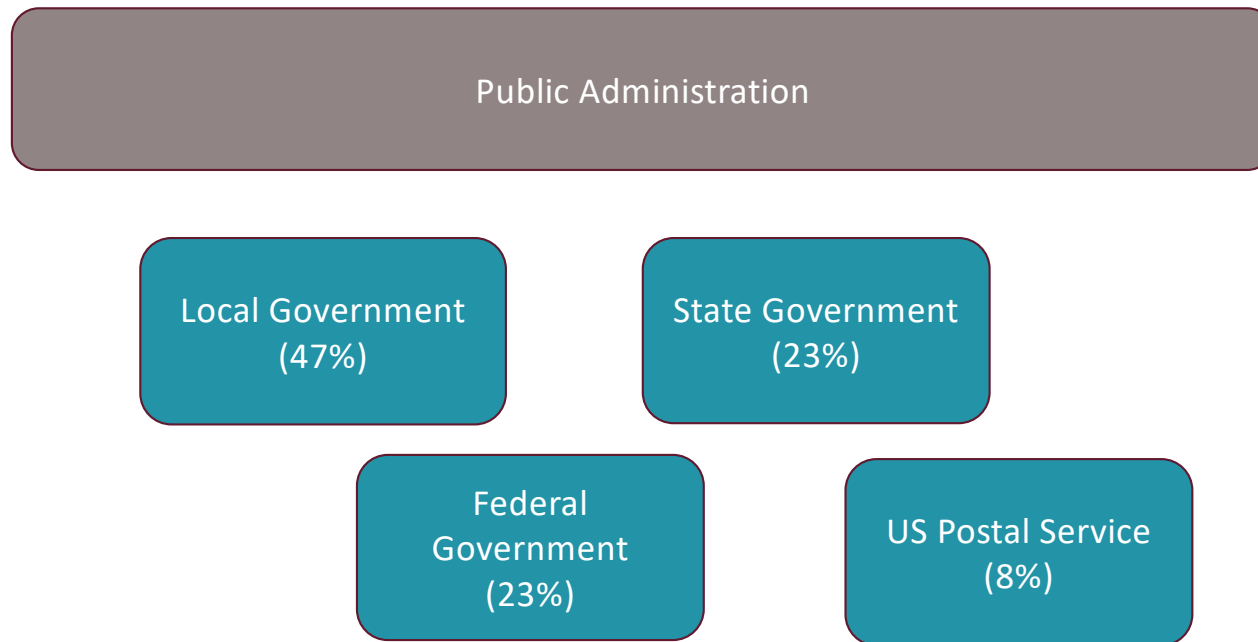
Public Administration

- 117,000 total jobs
- 19,000 priority jobs (16%)
- 59 priority occupations represented

	Top Priority Occupations
High school or less	Information and Record Clerks, All Other
	Court, Municipal, and License Clerks
	Transportation Security Screeners
	Police, Fire, and Ambulance Dispatchers
	First-Line Supervisors of Protective Service Workers, All Other
>HS, <4-yr	Licensed Practical and Licensed Vocational Nurses
	Paralegals and Legal Assistants
	Electrical Power-Line Installers and Repairers
	Computer User Support Specialists
	Clinical Laboratory Technologists and Technicians
4-yr+	Registered Nurses
	Management Analysts
	General and Operations Managers
	Child, Family, and School Social Workers
	Civil Engineers

2022 projections

Public Administration Sub-Sectors



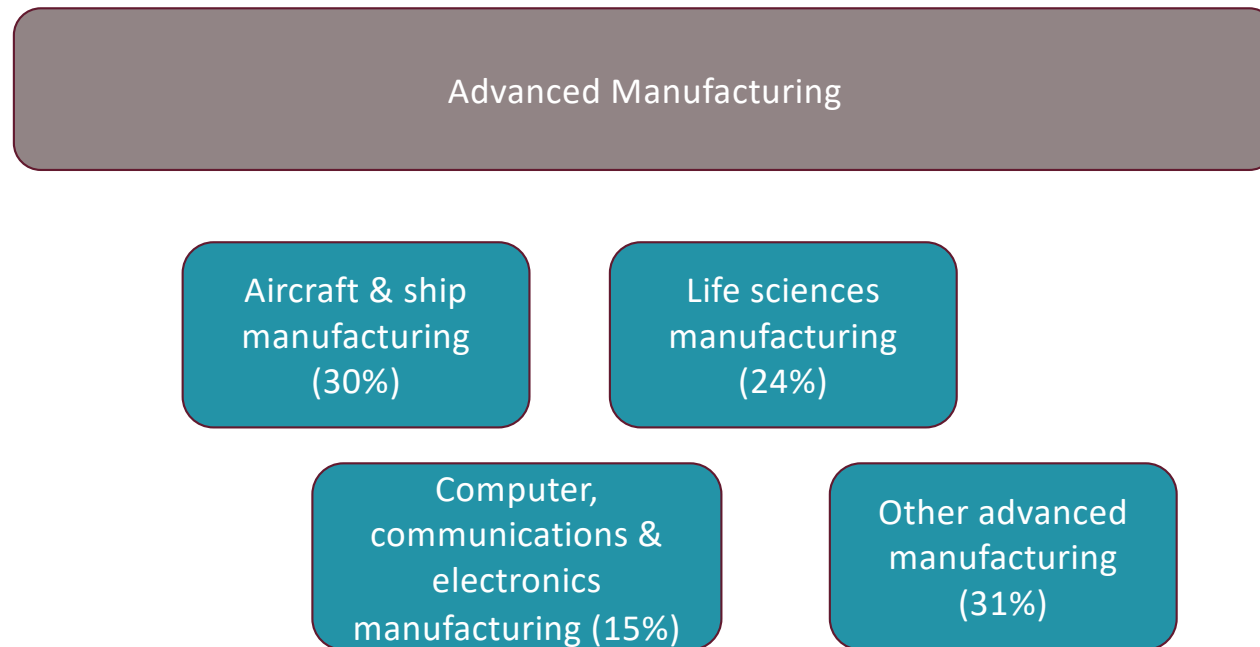
Percent of 2022 total industry employment

Advanced Manufacturing

- 92,000 total jobs
- 18,000 priority jobs (20%)
- 34 priority occupations represented

	Top Priority Occupations
	Information and Record Clerks, All Other
>HS, <4-yr	Aerospace Engineering and Operations Technicians
	Industrial Engineering Technicians
	Computer User Support Specialists
	Structural Iron and Steel Workers
	Paralegals and Legal Assistants
4-yr+	Software Developers, Systems Software
	Industrial Engineers
	General and Operations Managers
	Software Developers, Applications
	Mechanical Engineers

Advanced Manufacturing Sub-Sectors



Percent of 2022 total industry employment

Life Sciences R&D

- 43,000 total jobs
- 17,000 priority jobs (40%)
- 47 priority occupations represented

	Top Priority Occupations
High school or less	Information and Record Clerks, All Other
>HS, <4-yr	Clinical Laboratory Technologists and Technicians
	Aerospace Engineering and Operations Technicians
	Computer User Support Specialists
	Industrial Engineering Technicians
	Paralegals and Legal Assistants
4-yr+	Medical Scientists, Except Epidemiologists
	Management Analysts
	General and Operations Managers
	Mechanical Engineers
	Software Developers, Systems Software

Energy, Construction & Utilities

- 130,000 total jobs
- 11,000 priority jobs (8%)
- 21 priority occupations represented

	Top Priority Occupations
High school or less	-
>HS, <4-yr	Structural Iron and Steel Workers
	Plasterers and Stucco Masons
	Electrical Power-Line Installers and Repairers
	Computer User Support Specialists
	Paralegals and Legal Assistants
4-yr+	General and Operations Managers
	Cost Estimators
	Civil Engineers
	Management Analysts
	Financial Managers

ICT & Digital Media

- 30,000 total jobs
- 10,000 priority jobs (33%)
- 22 priority occupations represented

	Top Priority Occupations
High school or less	-
>HS, <4-yr	Computer User Support Specialists
4-yr+	Software Developers, Applications
	Software Developers, Systems Software
	General and Operations Managers
	Management Analysts
	Database Administrators

San Diego Leading Employers

Employer	Employees	Sector
UC San Diego	32,524	Education & Human Development
Sharp HealthCare	17,962	Health Care
County of San Diego	17,396	Public Administration
Scripps Health	15,238	Health Care
Qualcomm Inc.	12,600	Advanced Manufacturing
City of San Diego	11,544	Public Administration
Kaiser Permanente	8,965	Health Care
UC San Diego Health	8,923	Health Care
Com. College District	6,817	Education & Human Development
SDSU	5,921	Education & Human Development
US Navy	38,792	[Unclassified]

What might this look like for Qualcomm?



Qualcomm Incorporated

Communications Equipment Manufacturing

San Diego, California, United States

Sales USD: 22B , Employees: 33k (All Sites) , Assets: 62B , Type: Public Parent , Traded: NASDAQ: QCOM

Phone: 858-587-1121

URL: <http://www.qualcomm.com>

334220 - Radio and Television Broadcasting and
Wireless Communications Equipment Manufacturing



Qualcomm Technologies, Inc.

Semiconductor and Other Electronic Component Manufacturing

San Diego, California, United States

Sales USD: 2.5B , Employees: 15k (All Sites) , Type: Private Subsidiary

Phone: 858-587-1121

URL: <http://www.qualcomm.com>

334413 - Semiconductor and Related Device
Manufacturing



Qualcomm International, Inc.

Miscellaneous Rental

San Diego, California, United States

Sales USD: 462M , Employees: 4k (This Site) 7k (All Sites) , Type: Private Subsidiary

Phone: 858-587-1121





















URL: <http://www.qualcomm.com>

533110 - Lessors of Nonfinancial Intangible Assets
(except Copyrighted Works)

Priority Job Postings

Top Posted Occupations



Occupation (SOC)	Total/Unique (Jan 2018 - Nov 2018)	Posting Intensity	Median Posting Duration
 Software Developers, Applications	523 / 205	3 : 1 	49 days
 Software Developers, Systems Software	550 / 200	3 : 1 	56 days
 Electrical Engineers	337 / 123	3 : 1 	50 days
 Industrial Engineers	180 / 69	3 : 1 	49 days
 Mechanical Engineers	119 / 40	3 : 1 	29 days
 Information Security Analysts	66 / 25	3 : 1 	48 days
 Architectural and Engineering Managers	58 / 24	2 : 1 	42 days
 Management Analysts	37 / 16	2 : 1 	20 days
 Computer and Information Research Scientists	41 / 14	3 : 1 	70 days
 Operations Research Analysts	13 / 5	3 : 1 	34 days

Hot Job Postings

Top Posted Occupations



Occupation (SOC)	Total/Unique (Jan 2018 - Nov 2018)	Posting Intensity	Median Posting Duration
Electronics Engineers, Except Computer	334 / 127	3 : 1	50 days
Computer Hardware Engineers	281 / 111	3 : 1	50 days
Computer Occupations, All Other	157 / 55	3 : 1	47 days
Marketing Managers	102 / 44	2 : 1	46 days
Network and Computer Systems Administrators	39 / 19	2 : 1	31 days
Computer Systems Analysts	49 / 18	3 : 1	49 days
Accountants and Auditors	35 / 16	2 : 1	35 days
Financial Analysts	40 / 16	3 : 1	51 days
Computer and Information Systems Managers	102 / 13	8 : 1	53 days
Lawyers	23 / 10	2 : 1	50 days

Foundational Job Postings

Top Posted Occupations



Occupation (SOC)	Total/Unique (Jan 2018 - Nov 2018)	Posting Intensity	Median Posting Duration
Executive Secretaries and Executive Administrative Assistants	44 / 15	3 : 1	10 days
First-Line Supervisors of Office and Administrative Support Workers	11 / 4	3 : 1	20 days
First-Line Supervisors of Mechanics, Installers, and Repairers	13 / 4	3 : 1	76 days
Commercial Pilots	8 / 3	3 : 1	21 days
Customer Service Representatives	5 / 1	5 : 1	n/a
Secretaries and Administrative Assistants, Except Legal, Medical, and Executive	2 / 1	2 : 1	88 days
Electricians	2 / 1	2 : 1	12 days
First-Line Supervisors of Production and Operating Workers	1 / 1	1 : 1	17 days

How we support our job seekers

